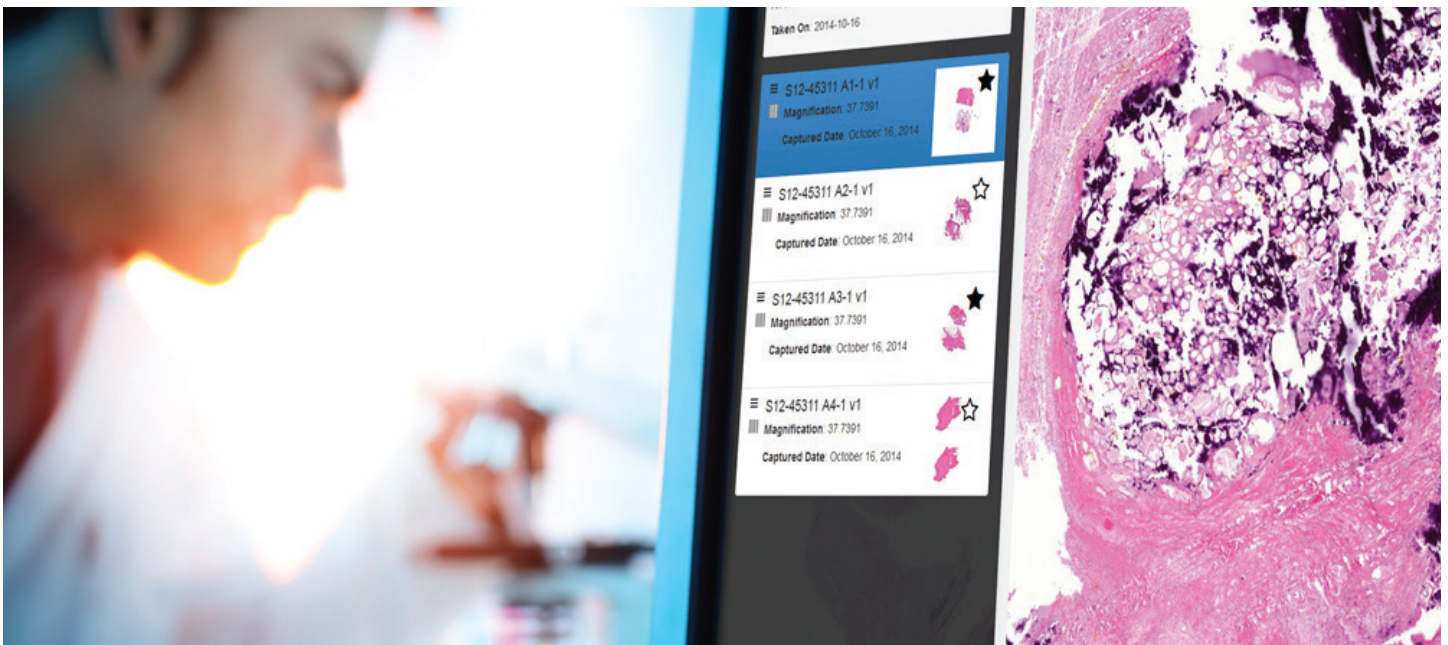


# Interpretive Review Management in Pathology

DP3<sup>®</sup> assists in the management, measurement and follow-up of your pathologists' peer reviews.



## Key Components of Your Quality Management Plan

- Observe trends
- Improve diagnostic accuracy
- Be ready for inspections
- Improve patient care

# Streamline Pathologists' Quality Assurance Activities

Intra and extra-departmental consultations are a key component of a surgical pathology service's quality management plan. Maintaining the documentation of the results and follow-up of this work presents a challenge for any department. DP3 can assist you by facilitating the review process and then generating the documentation required by regulatory agencies for biennial inspections.

DP3 generates reports summarizing case results, real time statistics of discrepancy rates and actions taken as a result of any discrepant diagnoses. This documentation can also provide the laboratory director with measures to assist their evaluation of the professional competency of their pathologists.

## QA Summary Report in DP3

### QA Report

Total: 6  
Agree: 3 (50.00%)  
Disagree - Minor: 2 (33.33%)  
Disagree - Major: 1 (16.67%)  
Unable to Determine: 0 (0.00%)




50 records per page


 Get CSV

Search:

Case Name	Date	Originating Pathologist	QA Pathologist	Outcome	Details	Remediation
S16-22335	2016-07-11	Dr. John Smith	Dr. Keith J. Kaplan	Disagree - Major	Metastasis detected in one lymph node.	Dr. John Smith (2016-07-11) Revised report issued. Contacted patient's oncologist regarding revised diagnosis.
S16-22335	2016-09-17	Dr. Anne Jones	Dr. Keith J. Kaplan	Agree		

## Reduce Process Waste

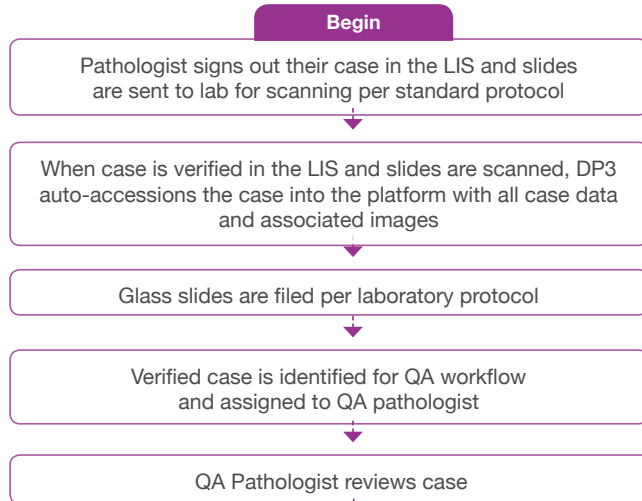
-  **Cases are immediately available** for pathologist review.
-  There is **no handling or transport** of paper reports and glass slides.
-  All reviews **are performed on the digital platform.**

-  Remedial actions for discrepancies **are documented in the digital platform.**
-  **A summary report is automatically generated** containing QA results, statistics and remedial actions for observing trends or for regulatory inspections.

# Pathologist Post-Signout Case

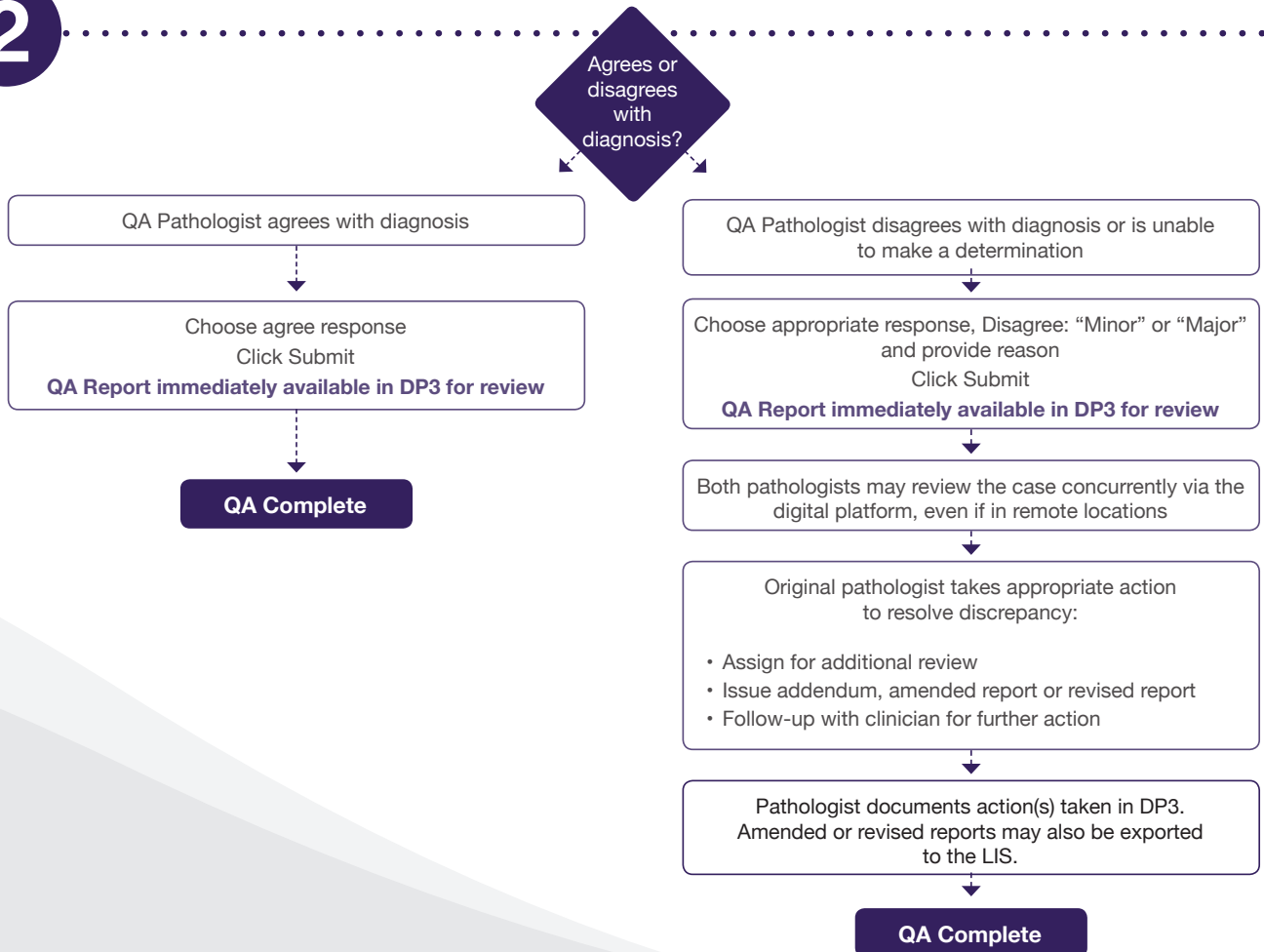
DAY

1



DAY

2



# Shaping the future of digital healthcare delivery

Corista's DP3® provides a comprehensive digital pathology workflow suite establishing tumor boards in minutes, generating inspection-ready QA documents and launching real-time remote peer reviews worldwide. Integrating your whole slide images with data from your LIS, DP3 provides a central portal accessing every digital image in your repository and powering dynamic clinical, education and research protocols.

Put the strength of universal access, workflow optimization, collaboration and analysis into pathologists' hands. DP3 is the industry's most comprehensive digital pathology suite. Better, faster, easier. This is Integrated Pathology™ only from Corista.

---

The logo for Corista, featuring the word "corista" in a lowercase, sans-serif font. The letter "o" is replaced by a solid orange circle.

Corista.com



9 Damonmill Square Suite 6A,  
Concord, MA 01742



978.287.6188